

**Horizon**



# CRF-362

Creaser and Folder

**Creasing and folding in one pass.**



# Creasing and folding for heavier sheets in one pass. Avoid cracking of digitally-printed stocks.

## Sharp Creasing and Folding

Suitable for creasing covers, restaurant menus, shop cards, invitation cards and laminated sheets. The impact creaser avoids cracking on digitally-printed applications.

## Preparing Perfect Bound Book Covers

High quality creasing helps to prepare high quality perfect bound book covers. Spine, hinge and flap creases can be properly produced by selecting up or down creasing.

## High Quality Folding


Two fold knives are equipped for high quality folding, even on heavy stocks. 6 different folding patterns can be set up simply by using the icon based touch screen.

## Quick and Easy Operation

Quick and easy set-up and operation can be performed through the newly equipped high resolution color touch screen.

## JDF Workflow

The folder can be enhanced with JDF workflow from upstream to the postpress using pXnet bindery control system.



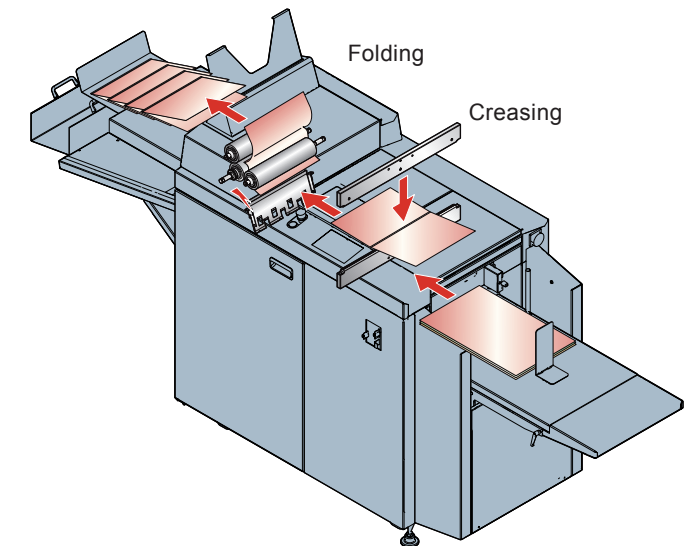
When operated without folding, the creaser can process 400 gsm for heavier stocks. (The stopper for long sheets is necessary.)



The support table for longer sheets is used when the sheet length is 650 mm / 25.5" or longer. The maximum sheet length which can be loaded is 865 mm / 34.0".

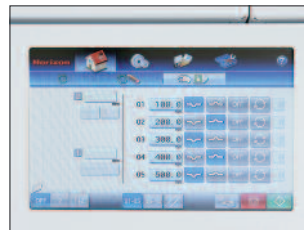


## Sheet Flow



## 1 Touch Panel

Newly equipped high resolution touchscreen provides intuitive operation. Changeovers including fold pattern, creasing number and up / down crease selection can be done easily at this screen. Up to 200 jobs can be stored in memory for easy recall.



## 3 Sheet Registration

Sheets align to the register guide to ensure straight feeding for accurate creasing and folding. Sheet skew can be adjusted by changing the transport roller pressure on the registration guide.



## 5 Wide Variety of Folding

The large-diameter fold rollers are equipped for heavier stocks. Folding patterns include parallel fold, short fold, letter fold, double parallel fold, accordion fold, and open gate fold.



## 2 Reliable Sheet Feeding

Uniquely designed suction belt feeding system enables stable feeding performance even with heavier sheets. An ultrasonic sensor ensures miss or double detection regardless of the print image or thickness of sheets.




## 4 Quality Creasing

Up to 10 creasing lines can be performed in one pass. Creasing depth can be adjusted. Up and down creasing are performed in one pass. Creasing positions can be adjusted in increments of 0.1 mm / 0.004"

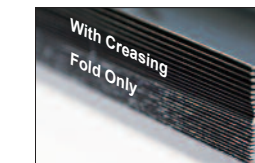


## 6 Dual Delivery

Folded jobs are delivered to the upper conveyor and neatly stacked for easy job handling. Flat creased jobs are delivered to the lower tray.

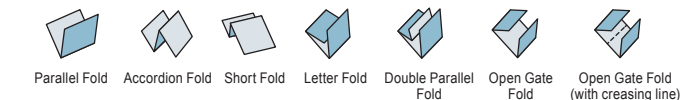


## Creasing



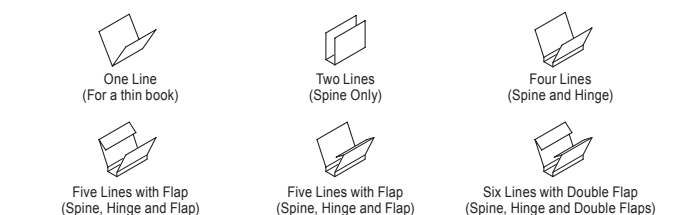
The impact creaser avoids cracking on digitally-printed applications. When operated with creasing only, the creaser can process 400 gsm for heavy stocks.



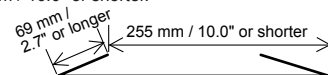
## Folding Patterns

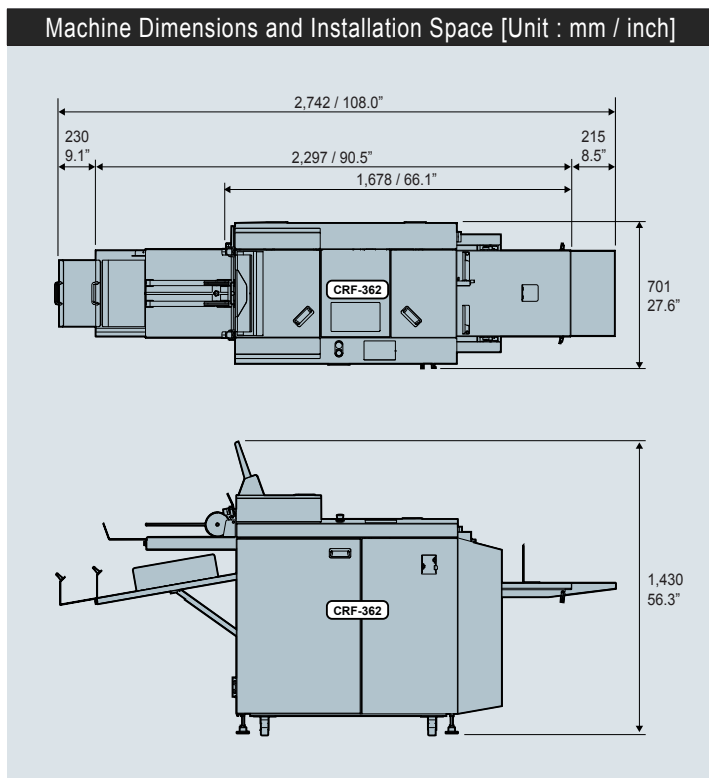


## Covers for Perfect Binding (Creasing Patterns)

A wide variety of covers for perfect binding can be produced.



CRF-362 Specifications	
Installation Type	Floor Model
Sheet Feeding System	Air Suction Feed Belt
Sheet Size	<p><b>Width x Length</b>            Max. 364 x 865 mm / 14.33" x 34.05"            Min. 105 x 180 mm / 4.14" x 7.09"            However, the sheet length is limited depending on the fold pattern.</p> <p>Parallel Fold : L 180 to 865 mm / 7.1" to 34.0"            Letter Fold : L 276 to 650 mm / 10.9" to 25.5"            Accordion Fold : L 276 to 650 mm / 10.9" to 25.5"            Short Fold : L 420 to 431.8 mm / 16.6" to 17.0"            Double Parallel Fold :            L 276 to 865 mm / 10.9" to 34.0"            Open Gate Fold : L 276 to 865 mm / 10.9" to 34.0"</p>  <p>Single Flap : L 347 to 865 mm / 13.7" to 34.0"            However, the distance between the end of the flap and the folding line should be 69 mm / 2.7" or longer.</p>  <p>Double Flaps : L 416 to 865 mm / 16.4" to 34.0"            However, the distance between the end of the flap and the folding lines should be 69 mm / 2.7" or longer. Also, the distance shown below should be 255 mm / 10.0" or shorter.</p> 
	Sheet Weight Range
Feeder Pile Height	Max. 150 mm / 5.90"
Creasing Mechanism	One set of positive and negative
Number of Creasing Lines	Max. 10 Creasing Lines
Production Speed	4,500 sheets per hour (A4 / one creasing line and fold)
Voltage / Frequency	Single Phase 200 to 240 V, 50 / 60 Hz
Rated Current	Single Phase 200 to 240 V, 50 / 60 Hz, 6.0 A
Machine Dimensions	W2,742 x D701 x H1,430 mm / W108.0" x D27.6" x H56.3"
Machine Weight	345 kg / 760.0 lb




### Options

■ **Creasing Unit**

Creasing units for different widths of creasing lines are available.

The following creasing units are available as options :

- Positive creasing unit for 0.5 mm / 0.020" (thin)
- Positive and negative creasing units for 2.0 mm / 0.079" (thick)



\*The machine design and specifications are subject to change without any notice.